



Design and Implementation of a Pharmaceutical Inventory Database Management System

Sama Salam Samaan

Department of Computer Engineering / University of Technology
Email: samasamaan@yahoo.com

(Received 15 September 2015; accepted 4 August 2016)

<https://doi.org/10.22153/kej.2017.08.008>

Abstract

The main aim of this paper are the design and implementation of a pharmaceutical inventory database management system. The system was implemented by creating a database containing information about the stored medicines in the inventory, customers making transactions with the pharmaceutical trading company (which owns the inventory), medical suppliers, employees, payments, etc. The database was connected to the main application using C sharp. The proposed system should help in manage inventory operations which include adding/updating employees' information, preparing sale and purchase invoices, generating reports, adding/updating customers and suppliers, tracking customer payments and checking expired medicines in order to be disposed. The system can be used to facilitate smooth workflow of sale and purchase operations and bring the advantages of having the most efficient control with minimal efforts.

Keywords: *Inventory Database Management System, Invoice medicine, Pharmaceutical.*

1. Introduction

Inventory management is one of the essential problems in almost every company. Before computer age and integration, paper solutions were used as inventory management tools. If there is no automated system available, these solutions may cause a lot of paperwork and usually lead to mistakes as the workload increases since it deals with more than hundreds of medications. The company needs to use a new technology to keep track of all its transactions and day-to-day operations to achieve its business goals by introducing a computer-based system. Designing and Implementing such a system is possible but there is preliminary work such as studying the operational environment and needs of the company, identifying the requirements, determining software tools, designing system database and developing the user interface application (Taner Arsan, 2013).

For the company, it is important to ensure that there is sufficient quantity of medications to serve the needs of the customers. In addition, careful inventory management can increase the company earnings. A badly managed inventory may have more loss through medications expiring, incorrect accounting and inappropriately recorded returns than a well-managed inventory (Katie Ingersoll, 2015).

In order to provide an overview of previous work, some researchers presented by various authors are reviewed:

- (Toshio Awaya et al., 2005), developed a control system application named Artima which allows inventory tasks to be faster and more efficient in real world. The medicines used in the hospital (where the system is applied) were automatically fixed and arranged in sold-packages and ordered from each wholesaler every day. This system can search the quantities available and expiration date of each drug in the purchase and delivery records. They find that the system

functions are robust and useful in patient's safety and cost containment.

- (Libby Levison and Hamish S F Fraser, 2008) worked in a system that served as a case study of how to select and design a medical information system for use in a developing country. They found that all health care programs require a robust and reliable drug supply system.

2. Objectives

The proposed system should achieve the following goals:

- Add/update customers and medicine suppliers with their full information.
- Add/update system users and inventory employees.
- Add/update medicines with their scientific names, manufacturing company, manufacturing and expiry dates, batch numbers and the available quantities from each batch.
- Prepare sale and purchase invoices.
- Generate reports.
- Track customer payments.
- Detect expired medicines in order to be disposed.
- Manage returned medicines from customers in case of damage or overstock.

3. Phases of Database Design and Implementation for the Pharmaceutical Inventory Database

According to (Ramez Elmasri, 2015), the overall database design and implementation process is identified in six main phases:

1. Requirements collection and analysis
2. Conceptual database design
3. Choice of a DBMS
4. Logical database design
5. Physical database design
6. Database System implementation and tuning.

3.1 Requirement Collection and Analysis

During this phase, the database designers meet potential system users to understand and document their data requirements. The result of this step is a briefly written set of users' requirements (Ramez Elmasri, 2015). Knowing the requirements and needs of the system is vital to its success. Important inventory documents are collected and analyzed, including sale and

purchase invoices, customers and suppliers' records, employees' records, medicines' records and customer payments. The collected requirements associated with this system include:

1. Drugs have expiration dates after which they may no longer be used. After a specific amount of time, the chemical structures of medications may change to reduce their strength or change it into a completely different product. Medications must be dragged off the shelf when this date approaches, because it is unsafe to distribute drugs after the expiration date has passed. It is important to consider expiration dates when ordering medications.

2. When preparing a sell invoice, it is important to use older medications before newer medications to ensure that products with shorter expiration dates are used before those that will last longer and minimize the number of expiring products.

3. Outdated products should be pulled off of the shelves at steady intervals to reduce the chance of expired medications getting to a patient.

4. Pharmacies can return medications that has been ordered in surplus or is moving slowly off of the shelves. In general, if a package has been unlocked or damaged and does not expire for at least 12 months, a company can accept the medication for return.

5. If any medications are received damaged or expired, or if the pharmacy accidentally ordered a product it does not need, it may be desirable for return to the company.

6. After the order is received and put away, bills must be paid according to the accounting steps of the company. They often need to be entered into the computer system on the same day they are received or as soon as possible after receipt.

7. The manufacturer's recommendations should be followed when storing medications. Many medications are able to be stored at room temperature 20-22 °C. Drugs should not be stored above or below this temperature range unless authorized by the manufacturer.

8. Some drugs require refrigeration to preserve the stability of the medication. In general, refrigerated medications need to be stored between 2 - 8 °C.

9. Because frozen drugs are especially vulnerable to damage, care must be taken when handling these products. Frozen medications should be stored below -15 °C. There are very few medications that require storage in the freezer; those that do include the chickenpox and some premixed IV medications in the hospital setting that may be dissolved prior to use.

10. Chemotherapy medications are considered hazardous substances. All employees who could reach these products be aware of the risks to which they could be exposed (Katie Ingersoll, 2015).

3.2 Conceptual Database Design

The next phase is to create a conceptual schema for the database, using a high-level conceptual data model. The conceptual schema is a description of the data requirements of the users. Because these concepts do not include

implementation details, they are usually easier to understand and can be used to communicate with nontechnical users. The conceptual schema can also be used as a reference to ensure that all requirements are met and do not conflict. The Entity-Relationship (ER) model was proposed by Peter Chen in 1976 for conceptual design. In some ways, class diagrams can be considered as an alternative notation to ER diagrams (Ramez Elmasri, 2015). In this project, the conceptual modeling is performed using UML (Unified Modeling Language) class diagram notation. Fig (1) shows the conceptual schema diagram that is created for the pharmaceutical inventory database.

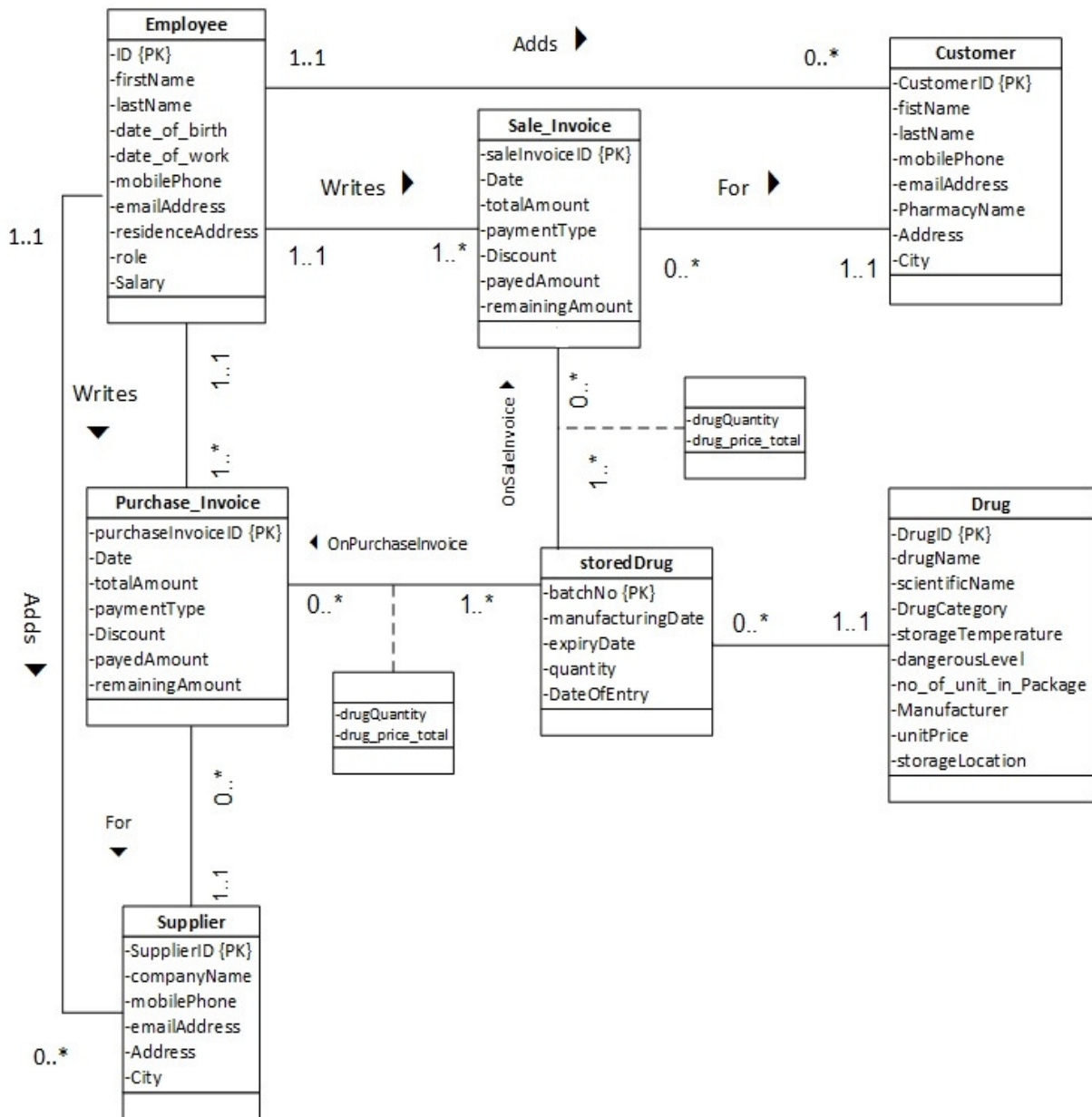


Fig .1. The designed Pharmaceutical Inventory conceptual schema in UML class diagram notation.

3.3 Choice of a DBMS

In this project, relational database management system is chosen. Many of the databases in widespread use are based on the relational database model. RDBMS is a common choice for the storage of information in new databases used for financial records, manufacturing and logistical information, personnel data, and other applications (Thomas M. Connolly, 2014). The commercial RDBMS that is chosen is Microsoft SQL server.

3.4 Logical Database Design

During this phase, the conceptual schema (resulted from phase 2) is mapped from the high-level data model into the data model of the chosen DBMS. The resulted logical data model is validated to check structural correctness and support for the required transactions. A number of steps of an algorithm described in (Ramez Elmasri, 2015) are followed for ER-to-relational mapping. The resulted pharmaceutical inventory relational database schema is shown in fig (2).



Fig. 2. Result of mapping the Pharmaceutical Inventory UML schema into a relational (logical) database schema.

3.5 Physical Design

In this phase the internal storage structures, file organizations, indexes, access paths, and physical design parameters for the database files are

specified. In parallel with these activities, application programs are designed and implemented as database transactions corresponding to the high level transaction specifications (Thomas M. Connolly, 2014).

3.6 Database System Implementation and Tuning

During this phase, the database and application programs are implemented, tested, and finally deployed for service. Various transactions and applications are tested separately and then in conjunction with each other. This typically reveals opportunities for physical design changes and reorganization, an activity referred to as database tuning which continues for the life cycle of a database as long as the database and applications keep evolving and performance problems are detected [V]

Every system user (who is eligible to use and access the proposed system) has his/her workstation. Each workstation is connected to a switch. The database server is connected to that switch. Each user can access the system from the application installed in his/her local workstation. The system can only be accessed from the local network.

The front end of the system is designed using C sharp. The backend is developed using MS SQL server. The system will be applied in a LAN as in fig (3). In a Client-Server scenario, we have the SQL Server installed on a server machine. Clients will be the computers accessing that server using the implemented software. Each client will provide a way of making a connection to the server instance running on the server. We will need the IP address or the server name along with SQL server instance name. They both combined to form the host name:

Data Source = ServerName\ InstanceName

For each computer that will run our application, we should install the executable version on each computer.

The system will be password-protected. Each user will be assigned system access privileges appropriate to its role. The system will be disconnected from World Wide Web to prevent all possible hacking and cracking from the Internet.

The system will have the following roles:

1. Normal user role

The normal user can do a number of tasks like preparing sale and/or purchase invoices, print reports, search for a drug and its quantity available in the inventory, add new customer and/or supplier, check payment records and check drugs that are expired in order to dispose it or drugs that will be expired after three, six or nine months in order to be sold before it became out of date.

2. Administrator role

The admin can add new user to the system and give him/her a user name and password to access the system, edit employees' salaries, in addition to all the activities that the normal user can do as described above.

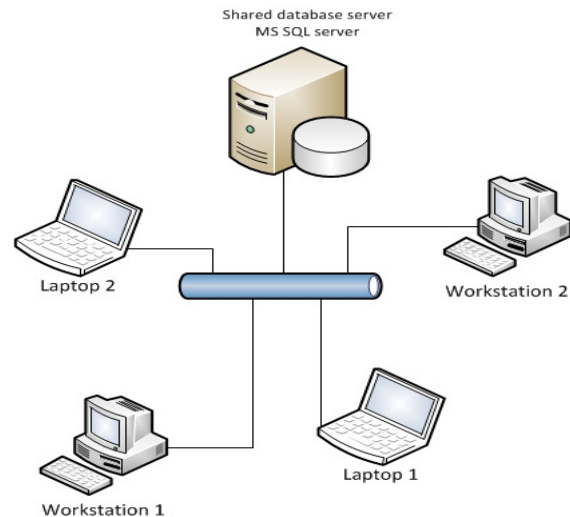


Fig. 3. The LAN where the proposed system is applied.

- Once the user runs the application for the first time, the login form shown in fig (4) is displayed so that the user should enter his/her credentials (the username and password), if the entered information is correct; the user will login to the system and the main form shown in fig (5) is showed. There are two types of users, normal or (regular) user and admin user.
- When the user selects Sale Invoice tile, the window shown in fig (6) is presented.
- Using this form, the user can prepare a new sale invoice. Notice the following:
 - The Invoice number is generated automatically.
 - The pharmacy names and product or drug names are loaded from the database.
 - When the user selects a particular drug and its manufacturer (since different manufacturers, in different countries can produce the same drug), the unit price, the storage location and the available quantity in the inventory are displayed. The user should enter the required quantity and press "Add to Invoice".
 - There are two types of payments, cash and deposit.

As shown in the above figure, an invoice (no. 4) prepared in 5/8/2016, with 3 items:

1. Betazinc 100 ml susp., required quantity 50, unit price 11 \$.
2. Fixef 400 mg 5 tab., required quantity 30, unit price 4.125 \$.
3. Amoklavin 457 mg susp. 70 ml., required quantity 60, unit price 4 \$.
4. And so on.

As example, if the inventory has 350 item from (Amoklavin 457 mg susp. 70 ml.), but in two different batches, the 1st batch with expiry date 1/2017 (quantity = 50) and the second batch with expiry date 1/2018 (quantity = 300). The application will first select the first batch; if the required quantity is larger than the available quantity in the first batch, it should select the remaining quantity from the second batch.

When the user clicks **Print Invoice** button, a report is generated which can be viewed and saved as a pdf file or excel sheet as shown in fig (7).

When the user clicks **Purchase Invoice** tile, the form shown in fig (8) is displayed. Here the user should enter the drug's batch number, unit price, purchased quantity and manufacturing and expiry dates for each drug purchased from any supplier.

When the user selects **Products** tile, a form shown in fig (9) is displayed. As example, drug named "Amoklavin 1000 mg 10 tab.", manufactured by Deva Company, is stored in the inventory as two batches, the 1st batch with quantity equals 200 and the 2nd batch with quantity equals 90. There are two batches because there have different manufacturing and expiry dates.

When the user clicks "Add Product", a form as shown in fig (10) is displayed.

When the user selects **Employee** tile, a form as shown in fig (11) is displayed.

When the user selects **Expired Products** tile, a form as shown in fig (12) is displayed. There are a number of options, first show already expired drugs, the second one show drugs expired after one month, the third one show drugs expired after two months and so one.

When the user clicks **Customer Payment** tile, a form as shown in fig (13) is displayed.

When the user selects **Restored Drugs** tile, a form as shown in fig (14) is displayed. A pharmacy can restore drugs purchased from the inventory in two cases. First, when the drug is received with damages and second when the drug is no longer in use (over stock) but not expired. The inventory makes a discount for each returned batch.

Fig. 4. User Login form.

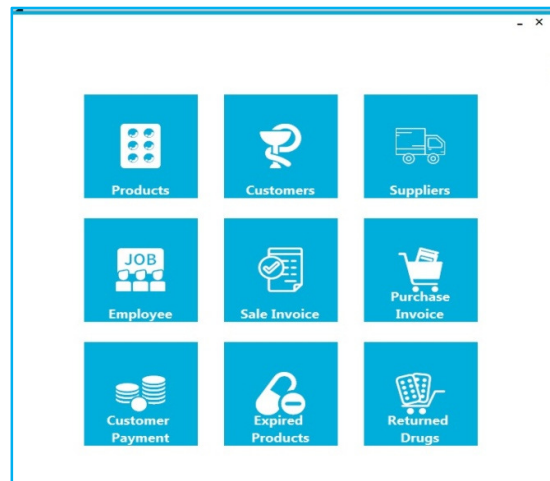


Fig. 5. The main form.

Sale Invoice

Invoice ID: 4 Date: Sunday, May 08, 2016

Pharmacy Name: صيدلية مرجحيا

Product Name: Amoklavin 457 mg susp. 70 Manufacturer: Deva

Unit Price: Storage Location: room 2, shelf 6, section a and b

Available Quantity: 350 No. of Units:

Payment Type: Cash Deposit

Total Amount: 913.750

Discount: 3 Payed Amount: 500

New Price: 886.33750 Remaining Amount: 386.3375

Save Invoice Print Invoice Cancel

ItemNo	ProductID	ProductName	Manufacturer	RequiredQuantity	UnitPrice
1	4	Betazinc 100	Deva	50	11
2	6	Fixef 400 mg ...	Deva	30	4.125
3	2	Amoklavin 45...	Deva	60	4

Fig.6. Sale invoice.

sale Report

1 of 1

100%

Find | Next

Sale Invoice Report

Invoice ID: 4 Payment Type: Deposit Payed Amount: 500

Invoice Date: 5/8/2016 Discount: 3 Remaining Amount: 386.3375

Customer Name: صيدلية مرجحيا New Price: 886.3375

Item No	Product Name	Manufacturer	required Quantity	unit Price	Total
1	Betazinc 100 ml susp.	Deva	50	11	550
2	Fixef 400 mg 5 tab.	Deva	30	4.125	123.750
3	Amoklavin 457 mg susp. 70 ml	Deva	60	4	240

Fig. 7. Sale invoice Report.

Purchase Invoice

Invoice ID: 1 Date: Sunday, May 08, 2016

Company Name: Deva Add New Supplier

Product Name: Monodoks 100 mg 14 cap. Manufacturer: Deva

Batch Number: Unit Price: No. of Units:

Manufacturing Date: 05/2016 Add New Product

Expiry Date: 05/2016 Add to Invoice

Payment Type: Cash Deposit

Total Amount: 1620.0 Payed Amount: 550 Print Invoice

Discount: 4 Remaining Amount: 1065.2 Save Invoice

New Price: 1555.200 Cancel

ItemNo	ProductID	ProductName	Manufacturer	UnitPrice
1	2	Amoklavin 457	Deva	10543
2	7	Monodoks 100 ...	Deva	10123

Fig.8. Purchase Invoice Form.

drugID	batchNo	manufactureDate	expiryDate	Quantity	date_of_entry
1	ps3104	10/1/2015	9/1/2018	200	11/1/2015
1	sa123	2/1/2016	1/1/2019	90	1/1/2016

Fig.9. Show Products Form.

Fig. 10. Add New Product Form.

Fig. 11. Add New Employee Form.

Software window titled "Show Expired". It features a "Select Expiry Period" dropdown menu set to "After 2 months". Below this is a table with the following data:

drugID	batchNo	manufactureDate	expiryDate	Quantity	date_of_entry
2	B7965	4/1/2015	7/1/2016	150	1/7/2015
5	d62468	4/1/2015	7/1/2016	58	1/7/2015

A "Dispose" button is located at the bottom right of the window.

Fig. 12. Expired Drugs Form.

Software window titled "Customer Payments". It includes a "Choose Pharmacy Name" dropdown (set to "صيدلية مروحيا") and a "Choose Sale Invoice ID" dropdown (set to "3"). A table shows payment details:

payedAmount	remainingAmount	dateOfPayment
250,0000	180,4688	5/8/2016

Below the table are several input fields: Invoice Date (5/8/2016), Total Amount (453.1250), New Price (430.4688), Remaining Amount (180.4688), Payment Type (Deposit), Discount (5.00), Payed Amount (empty), and Payment Date (Monday, May 09, 2016). An "Add" button is at the bottom center.

Fig. 13. Customer Payment Form.

Software window titled "Restored Drugs". It contains the following fields and options:

- Pharmacy Name: صيدلية مروحيا
- Invoice No.: 4
- Date: metroLabel9
- Reason to return: Damaged, Not in need
- Product ID: 4
- Product Name: Betazinc 100 ml susp.
- Unit Price: 8,8000
- Expiry Date: 1/1/2018
- Returned Quantity: 30
- Total Price: 264
- Discount: 10

A "Calculate" button is located below the Total Price and Discount fields. Below the button, the text "Total Price after discount" is followed by the value "237,6".

Fig. 14. Restore Drugs Form.

5. Conclusions

In this paper, a number of necessities for an inventory management system for pharmaceutical industries are achieved:

1. Provide full information about each stored drug, its quantity, manufacturing company, batch number, manufacturing and expiry dates, storage location, storing temperature and dangerous level.
2. Older drugs are used before newer drugs when preparing a sell invoice, to ensure that products with shorter expiration dates are used before those that will last longer and minimize the number of expiring products.
3. Medications are pulled off the shelf when their expiry date approaches. The system provides information about drugs that are expired or will be expired after a certain period of time.
4. Track customer payments.
5. Restore drugs from customers that are received damaged or over stocked.
6. In addition to all the capabilities that the system user has, the administrator can:
7. Add new employees (working in the inventory) and system users (who have the necessary credentials to access the system).
8. Update employees' information (e.g. salary, password).

6. Future Work

1. Many medications have barcodes on their packaging to allow for easy identification of the product in a computer system. Using barcode reader, medications' barcodes can be stored for easy identification.

2. Statistical Reports can be developed to display the purchasing history of the most sold medications to appropriately manage the stored levels of these products.
3. The system can be developed to work on portable devices.

7. References

- [1]Taner Arsan, Emrah Baskan, Emrah Ar, Zeki Bozkus, "A Software Architecture for Inventory Management System", 2013.
- [2]Katie Ingersoll," Inventory Management for the Pharmacy Technician", 2015.
- [3]Toshio Awaya, Ko-ichi Ohtaki, Takehiro Yamada, Kuniko Yamamoto, Toshiyuki Miyoshi, Yu-ichi Itagaki, Yoshikazu Tasaki, Nobumasa Hayase, Kazuo Matsubara, "Automation in Drug Inventory Management Saves Personnel Time and Budget", Yakugaku Zasshi 125 (5) 427-432 (2005), the pharmaceutical Society of Japan.
- [4]Libby Levison, Hamish S F Fraser, "Requirements for an Open-Source Pharmacy Dispensing and Stores Management Software Application for Developing Countries", 2008.
- [5]Ramez Elmasri and Shamkant B. Navathe, "Fundamentals of Database Systems", 7th edition, book, Pearson, 2015.
- [6]Thomas M. Connolly and Carolyn E. Begg, "Database Systems a Practical Approach to Design, Implementation, and Management", 6th edition, book, Pearson, 2014.

تصميم وتنفيذ نظام قاعدة بيانات لإدارة مذكر ادوية

سما سلام سمعان

قسم هندسة الحاسوب/ الجامعة التكنولوجية

البريد الالكتروني: samasamaan@yahoo.com

الخلاصة

الهدف الاساس لهذا العمل هو تصميم نظام قاعدة بيانات لإدارة مذكر ادوية وتنفيذه. تم تنفيذ هذا النظام عن طريق خلق قاعدة بيانات تتضمن معلومات تخص الادوية المتوفرة في المخزن، معلومات الزبائن الذين لديهم تعاملات مع المذكر، المجهزين، الموظفين، الدفعات وغيرها. تم ربط قاعدة البيانات بالبرنامج الرئيس باستخدام لغة C sharp. ان النظام المقترح يجب ان يساعد في ادارة عمليات المخزن والتي تتضمن اضافة او تحديث معلومات المجهزين والموظفين والزبائن والادوية، اعداد فواتير البيع والشراء وطباعة التقارير، متابعة دفعات الزبائن والتحقق من الادوية منتهية الصلاحية لغرض اتلافها. هذا النظام يستخدم لتوفير بيئة عمل مناسبة ومرنة لعمليات البيع والشراء وادارة العمل بكفاءة باقل جهد ممكن.